

TŁICHQ GOVERNMENT

**TŁICHQ GOVERNMENT AUDITED FINANCIAL STATEMENTS
FOR AUGUST 4, 2005 – MARCH 31, 2006 LAW**

The Tłichq Assembly enacted this law on October 26, 2006 by unanimous consent.

George Mackenzie, Grand Chief of the Tłichq Government, signed this law on October 26, 2006.

Signature: Bertha Rabesca Zoe Date: Oct 26/06
Certified as a True Copy by Bertha Rabesca Zoe as of October 26, 2006.
Laws Guardian, Tłichq Government


DISPOSITION

| DATE OF INTRODUCTION | CONSIDERATION | CONSENSUS | EFFECTIVE DATE |
|----------------------|------------------|------------------|------------------|
| October 24, 2006 | October 25, 2006 | October 26, 2006 | October 26, 2006 |

TŁICHQ GOVERNMENT

TŁICHQ GOVERNMENT AUDITED FINANCIAL STATEMENTS FOR AUGUST 4, 2005 – MARCH 31, 2006 LAW

The Tłichq Assembly enacted this law on October 26, 2006 by unanimous consent.

Signature: 
George Mackenzie, Grand Chief of the Tłichq Government, signed this law on October 26, 2006.

DISPOSITION

| DATE OF INTRODUCTION | CONSIDERATION | CONSENSUS | EFFECTIVE DATE |
|----------------------|------------------|------------------|------------------|
| October 24, 2006 | October 25, 2006 | October 26, 2006 | October 26, 2006 |

**TŁICHQ GOVERNMENT AUDITED FINANCIAL STATEMENTS
FOR AUGUST 4, 2005 – MARCH 31, 2006 LAW**

Title

1. This law shall be cited as the *Tłichq Government Audited Financial Statement for August 4, 2005 – March 31, 2006 Law*.

Definitions

2. In this Law,

“Tłichq Assembly” has the same meaning as in the Tłichq Constitution.

Approval

3. The Tłichq Assembly hereby approves the Tłichq Government Audited Financial Statements for August 4, 2005 to March 31, 2006.
4. The Audited Financial Statements are attached as Appendix A.

This Law was signed by Grand Chief George Mackenzie on October 26, 2006.

APPENDIX A

**Tłchq Government
Financial Statements
March 31, 2006**

The Tlicho Government

Financial Statements
March 31, 2006

The Tlicho Government

Financial Statements

For the eight-month period ended March 31, 2006

Contents

Auditors' Report

Statement of Financial Position

Statement of Changes in Fund Balance

Statement of Operations – Summary

Statement of Cash Flows

Notes to Financial Statements

Schedule 1 – General Fund Activities by Object

Schedule 2 – Programs and Services Fund Activities by Object

Schedule 3 – DIAND Fund Activities by Object

Schedule 4 – Schedule of Capital Fund Activities

PricewaterhouseCoopers LLP
Chartered Accountants
Suite 1501, TD Tower
10088 - 102 Avenue
Edmonton, Alberta
Canada T5J 3N5
Telephone +1 (780) 441 6700
Facsimile +1 (780) 441 6776

June 23, 2006

Auditors' Report

**To the Members of
the Tlicho Assembly**

We have audited the statement of financial position of the **Tlicho Government** as at March 31, 2006 and the statements of operations, changes in net financial assets and cash flows for the eight-month period then ended. These financial statements are the responsibility of the Tlicho Government's management. Our responsibility is to express an opinion on these financial statements based on our audit.

We conducted our audit in accordance with Canadian generally accepted auditing standards. Those standards require that we plan and perform an audit to obtain reasonable assurance whether the financial statements are free of material misstatement. An audit includes examining, on a test basis, evidence supporting the amounts and disclosures in the financial statements. An audit also includes assessing the accounting principles used and significant estimates made by management, as well as evaluating the overall financial statement presentation.

In our opinion, these financial statements present fairly, in all material respects, the financial position of the Tlicho Government as at March 31, 2006 and the results of its operations, the changes in net financial assets and the changes in its cash flows for the eight-month period then ended in accordance with Canadian generally accepted accounting principles.






PricewaterhouseCoopers LLP

Chartered Accountants

The Tlicho Government

Statement of Financial Position

As at March 31, 2006

| | \$ |
|---|--|
| Assets | |
| Financial assets | |
| Cash and temporary investments | 13,605,030 |
| Accounts receivable | 1,076,658 |
| Goods and services tax recoverable | 244,910 |
| Prepaid expenses | 30,861 |
| Advances to related parties (note 10) | 2,745,776 |
| Equity in Tlicho business enterprises (note 5) | <u>10,218,547</u> |
| | <u>27,921,782</u> |
| Non-financial assets | |
| Property and equipment (note 4) | 4,385,204 |
| Deferred land claim expenditures (note 3) | <u>25,807,851</u> |
| | <u>30,193,055</u> |
| | <u>58,114,837</u> |
| Liabilities and Government Equity | |
| Liabilities | |
| Accounts payable and accrued liabilities | 897,342 |
| Advances from related parties (note 11) | 34,414 |
| Deferred revenue (note 6) | 1,546,789 |
| Deferred capital contributions (note 7) | 47,759 |
| Current portion of long-term debt (note 9) | <u>15,998</u> |
| | 2,542,302 |
| Long-term debt (note 9) | 26,163 |
| Land claim loan (note 8) | <u>25,786,459</u> |
| | <u>28,354,924</u> |
| Commitments (note 13) | |
| Government Equity | |
| Fund Balances | |
| General Fund | 14,567,983 |
| Restricted reserves (note 12) | 10,751,713 |
| DIAND Fund | 4,532 |
| Program and Services Fund | 92,641 |
| Capital Fund | <u>4,343,044</u> |
| | <u>29,759,913</u> |
| | <u>58,114,837</u> |
| Approved by the Government | |
|  Grand Chief George Mackenzie |  Chief Leon Lafferty |
|  Chief Charlie J. Nitsza |  Chief Henry Gon |
|  Chief Charlie Football | |

The Tlicho Government

Statement of Changes in Fund Balance

For the eight-month period ended March 31, 2006

| | General Fund \$ | Restricted Reserve Fund \$ | DIAND Fund \$ | Program and Services Fund \$ | Capital Fund \$ | Total \$ |
|--|-----------------------|-------------------------------------|---------------------|--|-----------------------|-------------------|
| Balance – Beginning of period | - | - | - | - | - | - |
| Transfer as a result of formation of the Tlicho Government | 11,205,659 | - | - | - | 4,636,110 | 15,841,769 |
| Net revenue for the period | 13,820,971 | - | 4,532 | 92,641 | - | 13,918,144 |
| Transfers | (10,751,713) | 10,751,713 | - | - | - | - |
| Investment in property and equipment (schedule 4) | 293,066 | - | - | - | (293,066) | - |
| Balance – End of period | 14,567,983 | 10,751,713 | 4,532 | 92,641 | 4,343,044 | 29,759,913 |

The Tlicho Government
Statement of Operations – Summary
For the eight-month period ended March 31, 2006

| | Program and services \$ | DIAND Fund \$ | General Fund \$ | Total \$ |
|---|-------------------------------|------------------|--------------------|-------------------|
| Revenue | | | | |
| Administration fee | - | - | 30,688 | 30,688 |
| Financial transfer agreement | - | - | 1,875,006 | 1,875,006 |
| Government of Canada – other | - | 208,014 | 43,746 | 251,760 |
| Heritage Fund revenue | - | - | 297,022 | 297,022 |
| Impact and benefit agreements | - | - | 699,062 | 699,062 |
| Interest | - | - | 163,783 | 163,783 |
| One time funding – government | - | - | 932,544 | 932,544 |
| Other income | 1,554,395 | 172,535 | 212,076 | 1,939,006 |
| Program and services (GNWT) | 859,493 | - | 22,933 | 882,426 |
| Program and services (INAC) | - | 16,928 | - | 16,928 |
| Resource royalties revenue | - | - | 5,035,812 | 5,035,812 |
| Tax revenue – goods and services tax | - | - | 700,107 | 700,107 |
| Tax revenue – personal income tax | - | - | 3,087,440 | 3,087,440 |
| Training | - | - | 5,000,000 | 5,000,000 |
| Amortization of deferred capital contribution | - | - | 31,838 | 31,838 |
| | 2,413,888 | 397,477 | 18,132,057 | 20,943,422 |
| Expenditures | | | | |
| Administrative | 29,762 | - | 234,451 | 264,213 |
| Advertising and promotion | 2,488 | - | 22,777 | 25,265 |
| Amortization | - | - | 539,945 | 539,945 |
| Bank charges and interest | 100 | - | 6,784 | 6,884 |
| Business investment | - | - | 360,000 | 360,000 |
| Contract services | 481,469 | 7,950 | 78,099 | 567,518 |
| Equipment lease and rental | 17,190 | 3,150 | 103,863 | 124,203 |
| Heating fuel | 1,789 | - | 17,680 | 19,469 |
| Honorarium | 4,825 | 8,975 | 98,900 | 112,700 |
| Insurance, license, taxes and fees | 19,159 | 300 | 82,054 | 101,513 |
| Mail and courier | 2,826 | 59 | 12,309 | 15,194 |
| Meeting facility rental | 10,822 | 1,250 | 9,453 | 21,525 |
| Moving expense | 3,391 | - | 4,206 | 7,597 |
| Office rent and utilities | 44,003 | 1,461 | 260,166 | 305,630 |
| Office supplies | 8,151 | - | 64,486 | 72,637 |
| Payroll | 821,944 | 72,388 | 2,112,796 | 3,007,128 |
| Printing and reproduction | - | 2,968 | 32,351 | 35,319 |
| Professional fees | | | | |
| Consultations | 14,974 | 93,863 | 43,013 | 151,850 |
| Legal | 317 | 67,657 | 739,738 | 807,712 |
| Other | 5,450 | 11,153 | 237,788 | 254,391 |
| Programs and services | 49,735 | - | 868,244 | 917,979 |
| Repairs and maintenance | 2,717 | 1,856 | 17,785 | 22,358 |
| Supplies | 198,994 | 25,439 | 112,018 | 336,451 |
| Telephone and fax | 6,792 | 327 | 63,344 | 70,463 |
| Training and development | 240,821 | 1,560 | 7,255 | 249,636 |
| Travel | | | | |
| Leadership | - | - | 675,661 | 675,661 |
| Tlicho Assembly | - | - | 109,055 | 109,055 |
| Gathering | - | - | 89,547 | 89,547 |
| Donations | - | - | 42,764 | 42,764 |
| Other | 353,528 | 92,589 | 190,907 | 637,024 |
| | 2,321,247 | 392,945 | 7,237,439 | 9,951,631 |
| Net revenue for the period before the following | 92,641 | 4,532 | 10,894,618 | 10,991,791 |
| Share of net earnings of Tlicho business enterprises | - | - | 2,926,353 | 2,926,353 |
| Net revenue for the period | 92,641 | 4,532 | 13,820,971 | 13,918,144 |

The Tlicho Government

Statement of Cash Flows

For the eight-month period ended March 31, 2006

| | \$ |
|--|--------------------|
| Cash provided by (used in) | |
| Operating activities | |
| Net revenue for the period | 13,918,144 |
| Items not affecting cash | |
| Amortization expense | 539,945 |
| Amortization of deferred capital contributions | (31,838) |
| Share of net earnings in Tlicho business enterprises | <u>(2,926,353)</u> |
| | 11,499,898 |
| Net change in non-cash financial assets and liabilities | |
| Increase in accounts receivable | (572,855) |
| Increase in goods and services tax recoverable | (12,982) |
| Increase in prepaid expenses | (30,861) |
| Increase in accounts payable and accrued liabilities | 884,747 |
| Increase in deferred revenue | <u>1,142,098</u> |
| | <u>12,910,045</u> |
| Investing activities | |
| Purchase of property and equipment | (244,002) |
| Net proceeds from related parties | <u>52,267</u> |
| | <u>(191,735)</u> |
| Financing activities | |
| Cash transfer on formation of the Tlicho Government | 889,596 |
| Repayment of long-term debt | <u>(2,876)</u> |
| | <u>886,720</u> |
| Cash and temporary investments – End of period | <u>13,605,030</u> |
| Supplementary information | |
| Interest paid | <u>3,378</u> |
| Interest received | <u>81,088</u> |

The Tlicho Government

Notes to Financial Statements

March 31, 2006

1 Legal authority

The Tlicho Government was formed effective August 4, 2005 and is the result of the successful negotiation of the Tlicho Land Claims and Self-Government Agreement (the "Agreement") that was approved by the Tlicho people. The Agreement was signed in Behchoko by representatives of the Tlicho, Federal and Territorial Governments on August 25, 2003.

On October 10, 2003, the Government of the Northwest Territories approved the Agreement and on December 7, 2004, the bill was passed by the House of Commons. On February 10, 2005, the bill received royal assent from the Governor General. On effective date, the Dogrib Treaty 11 Council and the administrative organizations from each of the four Tlicho Communities of Behchoko, Whati, Wekweeti and Gameti ceased operations and were succeeded by the Tlicho Government.

The assets, liabilities and surplus balances of the above noted organizations were transferred to the Tlicho Government on effective date.

Under the Agreement, the Tlicho Government owns a single block of approximately 39,000 square kilometres of land, including subsurface resources. The Tlicho Government will receive approximately \$152 million from the Federal Government which is to be paid over a period of 15 years, in addition to a share of resource royalties collected annually by Federal and Territorial Governments from activities in the Mackenzie Valley.

The Agreement also provides the Tlicho Government with a wide range of law-making powers on Tlicho lands and over Tlicho citizens on those lands and in the four Tlicho communities. The Tlicho and the Government of the Northwest Territories will co-operate to deliver key services, such as health care, education and other social programs and services, to all people living in the four communities.

2 Significant accounting policies

These financial statements have been prepared by management in accordance with generally accepted accounting principles as defined for local government entities in the Canadian Institute of Chartered Accountants Public Sector Accounting and Auditing Handbook. Because the precise determination of many assets, liabilities, contributions and expenditures are dependent on future events, the preparation of financial statements for a period necessarily includes the use of estimates and approximations which have been made using careful judgment. Actual results could differ from those estimates. These financial statements have, in management's opinion, been properly prepared within reasonable limits of materiality and within the framework of the accounting policies summarized below.

The Tlicho Government

Notes to Financial Statements

March 31, 2006

a) Fund accounting

The Government follows the restricted fund method of accounting. Fund accounting requires a self-balancing set of accounts for each fund, established by legal, contractual, or voluntary actions. The restricted fund method of accounting is a specialized form of fund accounting that distinguishes between funds that are restricted for specific purposes and funds that are unrestricted for general purposes.

The General Fund and the Program and Services account for the Government's unrestricted activities. The Capital Fund accounts for the Government's activities related to its capital assets. The DIAND (Department of Indian Affairs and Northern Development) Fund accounts for the Government's activities that are funded by DIAND. The Reserve Fund accounts for reserves that are established by the Government for future operating expenditures.

b) Reporting entity and principles of financial reporting

The Tlicho Government reporting entity includes the Government's operations and all other related entities, which are accountable to the Government and are either owned or controlled by the Government.

Incorporated business entities which are owned or controlled by the Government and which are not dependent on the Government for their continued operations, are recorded in the general fund of these financial statements using the modified equity method. These entities are 100% owned except as otherwise noted. The following entities are not dependent on the Government for their continued operations:

- Dogrib Nation TrustCo. Inc:
- Dogrib Power Corporation
- KeTe Whii Limited – 50% owned
- Tlicho Air Inc. – 52% owned
- Nishi-Khon Enterprises Inc. (inactive)
- Nishi-Khon Forestry Service Ltd.
- Nishi-Khon Freeway Inc.
- Tli-cho Catering Ltd. (inactive)
- Nishi-Khon Travel & Aviation Services Ltd.
- Nishi-Khon Engineering & Environmental Services Ltd. (inactive)
- Nishi-Khon Constructors Limited (inactive)
- Rae Edzo Dene Band Development Corporation – 70% owned
- Dogrib Nation Development Authority Inc. (inactive)
- Nishi-Khon/PCL Constructors Ltd. – 51% owned (inactive)
- Nishi-Khon/SNC Lavalin Ltd. – 51% owned
- Behcho Ko Development Corporation, which includes the accounts of the following:
 - Rae Band Construction Ltd.
 - Tlicho Road Constructors Ltd.
 - Tlicho Explosives Ltd. – 51% owned (inactive)
 - Tlicho Logistics Inc.
 - MSD Holding Company Ltd.

The Tlicho Government

Notes to Financial Statements

March 31, 2006

- 964053 NWT Ltd. (80% owned), which includes the accounts of:
 - Tlicho Landtran Transport Ltd. – 51% owned
- Wekweti Development Corporation, which includes the accounts of:
 - Hozilla Naedik'e Ltd.
 - 5352 NWT Ltd. (inactive)
- DLFN Holdings Ltd.
- Tlicho Domco Inc. – 51% owned
- Gameti Development Corporation Ltd., which includes the accounts of:
 - Gameti Contracting Ltd. (inactive)
- Lac La Martre Development Corporation
- Wha Ti Ko Gha K'aode Ltd.
- NSR Employment Solutions Ltd. (inactive)
- Dogrib Nation Heritage Foundation (inactive)
- Gameti Tli Holdings Ltd. (inactive)
- 953837 NWT Ltd. (inactive)

c) Portfolio investments

Investments in organizations that do not form part of the Government's reporting entity are considered portfolio investments and are recorded at cost.

The following summarizes the Government's portfolio investments, which are recorded at nominal amounts:

- Owned by the Tlicho Government:
 - (i) Denendeh Development Corporation – 23% owned
- Owned by Dogrib Nation TrustCo Inc:
 - (i) Falcon Communication G.P. Ltd. – 16.67% owned
 - (ii) Nishi-Khon Key West Travel Ltd. – 21% owned
 - (iii) I & D Management Services Ltd. – 33% owned
 - (iv) Broadband Business Alliance LP – 16.65% owned
 - (v) Yellowknife River Resorts Inc. – 25% owned
 - (vi) Aboriginal Diamonds Group Ltd. – 33% owned
 - (vii) Diamonds International Canada (DICAN) Ltd. – 17% owned

The Tlicho Government

Notes to Financial Statements

March 31, 2006

Financial information with respect to these portfolio investments, based on percentage owned, is as follows:

| | Year ended \$ | Assets \$ | Liabilities \$ | Revenues \$ | Net income (loss) \$ |
|--|------------------|--------------|-------------------|----------------|-------------------------------|
| Falcon Communication G.P. Ltd. | Mar 31/2006 | 5,623 | 4,400 | 8,085 | 1,174 |
| Denedeh Development Corporation | Mar 31/2005 | 2,280,763 | 560,920 | 152,164 | 376,623 |
| Nishi-Khon Key West Travel Ltd. | Jul 31/2005 | 166,352 | 102,274 | 233,685 | 17,193 |
| I & D Management Services Ltd. | Dec 31/2005 | 593,033 | 441,360 | 5,355,768 | 18,689 |
| Broadband Business Alliance LP | Mar 31/2006 | 98,933 | 123,380 | 57,750 | (24,447) |
| Yellowknife River Resorts Inc. | Mar 31/2006 | 726,786 | 63,684 | - | - |
| Aboriginal Diamonds Groups Ltd. | Aug 31/2005 | 49,796 | 72,055 | 77,947 | 42,597 |
| Diamonds International Canada (DICAN) Ltd. | Aug 31/2005 | 87,786 | 108,863 | 686,955 | 9,768 |

The assets, liabilities, revenues and net loss of these portfolio investments are not included in these financial statements. The March 31, 2006 financial statements for the Denedeh Development Corporation were not finalized at the time these financial statements were completed, therefore, information at March 31, 2005 has been presented.

d) Contributions

Restricted contributions are recognized as revenue in the year in which the related expenses are incurred.

Surpluses arising under certain Government of Canada contributions are restricted as the amounts may be repayable.

Unrestricted contributions are recognized as revenue in the year received or receivable if the amount to be received can be reasonably estimated and collection is reasonably assured. Unrestricted contributions received in advance of the period to which they relate are deferred and recognized as revenue in the period to which they relate.

Investment income is recognized as revenue of the General Fund in the year received or receivable.

The Tlicho Government

Notes to Financial Statements

March 31, 2006

e) Temporary investments

Temporary investments are investments that mature in one year or less and are stated at the lower of cost and fair market value.

f) Property and equipment

Property and equipment are recorded at cost, except for donated assets, which are reported at estimated fair market value. Vehicles, office equipment, computer equipment and leasehold improvements are amortized over their expected useful life of five years. Buildings and airstrip are amortized over their expected life of twenty years. Routine repairs and maintenance costs are expensed as incurred.

g) Deferred capital contributions

Capital contributions received from the Government of Canada are recorded as deferred capital contributions and are amortized to income on the same basis as the property and equipment acquired by the contribution.

h) Deferred revenue

The deferred contributions represent restricted operating funding received in the current period that is related to the subsequent period.

i) Equity in property and equipment

Equity in property and equipment represents the Tlicho Government's net investment in property and equipment, after deducting the portion financed by third parties through long-term capital borrowings, capitalized leases and other capital liabilities.

j) Reserves for future expenditures

Reserves are established at the discretion of the Tlicho Government to set aside certain amounts for future operating and capital purposes. Operating reserves are those which are generally established to fund one-time expenditures of an operating nature. Capital reserves are those which are generally established to fund one-time expenditures of a capital nature; the majority of which are committed to a specific purpose.

The Tlicho Government

Notes to Financial Statements

March 31, 2006

3 Deferred land claim expenditures

All expenditures incurred to research, develop and negotiate the Tlicho Land Claims and Self-Government Agreement as described in note 1 have been deferred. The accumulated balance is being written down at the same rate as the corresponding land claim loan balance is being repaid.

| | |
|----------------------------------|-------------------|
| | \$ |
| Deferred land claim expenditures | 26,357,486 |
| Less: Accumulated amortization | <u>549,635</u> |
| | <u>25,807,851</u> |

4 Property and equipment

| | Cost \$ | Accumulated amortization \$ | Net \$ |
|------------------------|------------------|-----------------------------------|------------------|
| Airstrip | | | |
| Equipment | 2,920,300 | 336,876 | 2,583,424 |
| Vehicles | 421,681 | 140,482 | 281,199 |
| Office equipment | 207,253 | 128,958 | 78,295 |
| Computer equipment | 536,204 | 453,932 | 82,272 |
| Leasehold improvements | 219,288 | 159,658 | 59,630 |
| Buildings | 158,712 | 120,069 | 38,643 |
| | <u>1,639,720</u> | <u>377,979</u> | <u>1,261,741</u> |
| | <u>6,103,158</u> | <u>1,717,954</u> | <u>4,385,204</u> |

The Tlicho Government

Notes to Financial Statements

March 31, 2006

5 Equity in Tlicho business enterprises

| | \$ |
|-----------------------------------|-------------------|
| Transferred in at August 4, 2005 | |
| Shares | 506,787 |
| Accumulated equity in earnings | <u>6,785,407</u> |
| | 7,292,194 |
| Equity in earnings for the period | <u>2,926,353</u> |
| | <u>10,218,547</u> |

Financial information for each of the entities for their year-ends is as follows:

| | Assets \$ | Liabilities \$ | Revenues \$ | Net earnings (loss) \$ |
|---|--------------|-------------------|----------------|---------------------------------|
| Dogrib Nation Trustco Inc. | 3,937,741 | 2,101,089 | 8,857,486 | 21,194 |
| Dogrib Power Corporation | 27,174,349 | 21,253,983 | 2,458,759 | 138,521 |
| Tlicho Air Inc. – 52% owned | 521,456 | 506,835 | 1,143,487 | 13,064 |
| Dogrib Nation Development Authority Inc. | - | - | - | - |
| NK Travel & Aviation Services Ltd. | - | 48,319 | - | - |
| Kete Whii Ltd. – 50% owned | 2,167,671 | 1,103,814 | 3,886,367 | 313,683 |
| Nishi-Khon Enterprises Inc. | 100 | - | - | - |
| Tli Cho Catering Ltd. | 100 | - | - | - |
| Nishi-Khon Constructors Ltd. | 100 | - | - | - |
| NK/PCL Constructors Ltd. – 51% owned | 342,221 | 313,488 | 221,739 | - |
| Nishi-Khon Engineering & Environmental | 100 | - | - | - |
| NK/SNC Lavalin Ltd. – 51% owned | 1,281,458 | 1,201,293 | 3,166,831 | 14,460 |
| Nishi-Khon Freeway Inc. | 796,455 | 3,273,887 | 1,005,472 | (251,516) |
| Nishi-Khon Forestry Service Ltd. | 3,530,114 | 29,581 | 903,910 | 110,038 |
| Behcho Ko Development Corporation | 16,023,987 | 11,552,991 | 34,853,734 | 2,493,178 |
| 964053 NWT Ltd. – 80% owned | 155,860 | 44,170 | - | 26,076 |
| Wekweti Development Corporation | 297,347 | 281,705 | 353,620 | (3,418) |
| Hozila Naedik'e Ltd. | 302,480 | 231,814 | 325,820 | 10,700 |
| 5352 NWT Ltd. | - | - | - | - |
| DLFN Holdings Ltd. | 364,398 | 7,331 | 173,122 | 49,343 |
| Tlicho Domco Inc. – 51% owned | 396,447 | 396,396 | 1,861,751 | - |
| Gameti Development Corporation Ltd. | 767,789 | 1,057,070 | 178,030 | 47,553 |
| Gameti Contracting Ltd. | 100 | - | - | - |
| Lac La Martre Development Corporation | 1,966,957 | 1,220,815 | 1,044,745 | (73,773) |

The Tlicho Government

Notes to Financial Statements

March 31, 2006

| | Assets \$ | Liabilities \$ | Revenues \$ | Net earnings (loss) \$ |
|---|--------------|-------------------|------------------|---------------------------------|
| Wha Ti Ko Gha K'aode Ltd. | 474,267 | 690,895 | 585,394 | (32,999) |
| Wha Ti Development | - | - | - | - |
| Rae Edzo Dene Band Development Corporation – 70% owned | 2,269,744 | 2,245,385 | 835,099 | 50,249 |
| NSR Employment Solutions | 100 | - | - | - |
| Dogrib Nation Heritage Foundation | - | - | - | - |
| Gameti Tli Holdings Ltd. | - | - | - | - |
| 953837 NWT Ltd. | 100 | - | - | - |
| | | | <u>2,926,353</u> | |

6 Deferred revenue

| | \$ |
|--------------------------------------|------------------|
| BHP – Heritage Fund Pilot Program | 1,531,589 |
| | <u>15,200</u> |
| | <u>1,546,789</u> |

7 Deferred capital contributions

| | \$ |
|--------------------------------|----------------|
| Deferred capital contributions | 709,594 |
| Accumulated amortization | <u>661,835</u> |
| | <u>47,759</u> |

The Tlicho Government

Notes to Financial Statements

March 31, 2006

8 Land claim loan advances

| | Principal \$ | Interest \$ | Total \$ |
|-------------------------------|-------------------|------------------|-------------------|
| Balance – Beginning of period | 24,677,934 | 1,658,161 | 26,336,095 |
| Additions | - | 829,345 | 829,345 |
| Repayments | - | (1,378,981) | (1,378,981) |
| Balance – End of period | <u>24,677,934</u> | <u>1,108,525</u> | <u>25,786,459</u> |

Repayable, cumulative loan advances were received pursuant to the Native Claims Loan Agreement with the Government of Canada, for negotiating the Tlicho Land Claims and Self-Government Agreement as described in note 1.

\$8,228,628 of the loan is non-interest bearing while \$16,449,306 are interest bearing at a rate set by the Minister of Finance for equivalent loans and terms for Crown Corporations. At March 31, 2006, interest rates ranged from 2.98% to 8.35%. As at March 31, 2006, the accrued interest on the loans is \$1,108,525.

No loans were advanced in the period to March 31, 2006. The loan will be repaid as part of monies due to Tlicho Government over 15 years after the effective date of August 4, 2005.

As at March 31, 2006, the Government is not in default of the terms of the Native Claims Loan Agreement.

Expected principal repayments over the next five years are as follows:

| | \$ |
|---------------------|-------------------|
| 2007 | |
| 2008 | 1,212,208 |
| 2009 | 2,946,056 |
| 2010 | 4,474,549 |
| 2011 and thereafter | 6,080,613 |
| | <u>9,964,508</u> |
| | <u>24,677,934</u> |

The Tlicho Government

Notes to Financial Statements

March 31, 2006

9 Long-term debt

| | \$ |
|---|---------------|
| Vehicle loan, payable in monthly payments of \$523, interest at 12.75%, due April 7, 2009 | 15,879 |
| Vehicle loan, payable in monthly payments of \$566, interest at 10.75%, due August 19, 2007 | 8,859 |
| Vehicle loan, payable in monthly payments of \$523, interest at 9.25%, due March 31, 2009 | <u>17,423</u> |
| Less: Current portion | 42,161 |
| | <u>15,998</u> |
| | <u>26,163</u> |

Vehicles with a net book value of \$59,200 have been pledged as collateral on the above loans.

10 Advances to related parties

| | \$ |
|---------------------------------------|------------------|
| Becho Ko Development Corporation | 560,948 |
| Wha Ti Community Store | 230,702 |
| Gameti Contracting Ltd. | 247,229 |
| Gameto Development Corporation | 620,117 |
| Gameti Tli Holdings Ltd. | 97,065 |
| Lac La Martre Development Corporation | 37,210 |
| NSR Employment Solutions | 151,787 |
| Rae Band Construction Ltd. | 133,392 |
| Wha Ti Ko Gha K'aode Ltd. | 233,083 |
| Wekweti Development Corporation | 251,498 |
| Hozila Naedik'e Ltd. | 162,858 |
| DLFN Holdings Ltd. | 9,887 |
| Nishi-Khon Forestry Service Ltd. | <u>10,000</u> |
| | <u>2,745,776</u> |

The advances are unsecured, non-interest bearing and with no specified terms of repayment.

The Tlicho Government

Notes to Financial Statements

March 31, 2006

11 Advances from related parties

| | \$ |
|-----------------------|---------------|
| Tlicho Logistics Inc. | 22,837 |
| 964053 NWT Ltd. | <u>11,577</u> |
| | <u>34,414</u> |

The advances are unsecured, non-interest bearing and with no specified terms of repayment.

12 Restricted reserves fund

In line with the Tlicho Government budget laws, the organization has established a reserve fund of \$10,751,713. The amount has been internally restricted and can only be utilized with the approval of the Tlicho Assembly through a budget amendment.

13 Commitments

The Tlicho Government leases various office equipment under operating lease agreements with varying terms between three to five years expiring in 2011.

These leases provide for minimum lease payments over the remaining terms as follows:

| | \$ |
|----------------------------|---------------|
| Year ending March 31, 2007 | 25,121 |
| 2008 | 25,121 |
| 2009 | 20,669 |
| 2010 | 14,910 |
| 2011 | <u>12,869</u> |
| | <u>98,690</u> |

The Tlicho Government

Schedule of General Fund Activities by Object For the eight-month period ended March 31, 2006

Schedule 1

| | Chiefs Executive Council \$ | General Fund \$ | HR/Finance Department \$ | IBA \$ | Investment Corporation \$ |
|--|--------------------------------------|-----------------------|--------------------------------|----------------|---------------------------------|
| Revenue | | | | | |
| Administration fee | - | 30,688 | - | - | - |
| Financial transfer agreement | 1,465,061 | - | 162,626 | - | 41,532 |
| Government of Canada – other | - | - | - | - | - |
| Heritage Fund | - | - | - | - | - |
| Impact and benefit agreements | - | - | - | 297,022 | - |
| Interest | - | 72,022 | - | 627,040 | - |
| One time funding – government | 1 | 163,782 | - | - | - |
| Other income | 350,000 | 135,913 | - | - | - |
| Programs and services (GNWT) | 61,747 | 41,329 | 45,989 | - | - |
| Resource royalties | - | 22,933 | - | - | 3,118 |
| Tax revenue (GST) | 430,352 | 566 | 60,000 | - | - |
| Tax revenue personal income tax | - | - | - | - | - |
| Training revenue | 323,861 | 203,674 | 456,454 | - | 533,077 |
| Amortization of deferred capital contributions | - | - | - | - | - |
| | - | 31,838 | - | - | - |
| | <u>2,631,022</u> | <u>702,745</u> | <u>725,069</u> | <u>924,062</u> | <u>577,727</u> |
| Expenditures | | | | | |
| Amortization expense | - | 539,945 | - | - | - |
| Administration | - | 234,451 | - | - | - |
| Advertising and promotion | 15,422 | - | - | - | - |
| Bank charges and interest | 219 | - | 5,866 | - | - |
| Business investment | - | - | 5,865 | 500 | - |
| Contract services | - | - | - | - | 360,000 |
| Equipment lease and rental | 27,873 | 2,375 | 200 | 1,000 | - |
| Heating fuel | 48,645 | - | 11,883 | - | 150 |
| Honorarium | 17,680 | - | - | - | - |
| Insurance, license, taxes and fee | 7,775 | 4,900 | - | 2,800 | - |
| Mail and courier | 71,764 | - | 1,670 | - | - |
| Meeting facility rental | 8,044 | - | 2,369 | 545 | 1,595 |
| Moving | 6,462 | - | 100 | 889 | - |
| Office rent and utilities | 4,206 | - | - | - | - |
| Office supplies | 248,716 | 10,675 | 775 | - | - |
| Payroll | 39,516 | - | 22,597 | - | - |
| Printing and reproduction | 898,101 | 4,611 | 548,233 | 8,491 | 115 |
| Professional fees | 2,168 | - | 6 | - | 163,673 |
| Consultation | - | - | - | - | - |
| Legal | 30,000 | - | - | - | - |
| Other | 589,704 | - | - | - | - |
| Programs and services | 227,288 | - | - | - | - |
| Repairs and maintenance | 115,841 | 143,163 | - | 528,061 | - |
| Supplies | 16,135 | - | 1,106 | - | - |
| Telephone and fax | 76,105 | 401 | 6,962 | 86 | - |
| Training and development | 63,344 | - | - | - | - |
| Travel | 1,275 | - | 5,980 | - | - |
| Leadership | - | - | - | - | - |
| Tlicho Assembly | 675,661 | - | - | - | - |
| Gathering | - | - | - | - | - |
| Donation | - | - | - | - | - |
| Other | - | 42,764 | - | - | - |
| | - | - | 29,785 | 22,664 | 16,886 |
| | <u>3,191,944</u> | <u>983,285</u> | <u>643,397</u> | <u>565,036</u> | <u>542,419</u> |
| Excess revenues over expenditures | <u>(560,922)</u> | <u>(280,540)</u> | <u>81,672</u> | <u>359,026</u> | <u>35,308</u> |

The Tlicho Government

Schedule of General Fund Activities by Object ...continued
For the eight-month period ended March 31, 2006

Schedule 1
Page 2

| | Lands Protection Department \$ | Language Culture & Communica- tion \$ | Tlicho Assembly \$ | Tlicho Gathering \$ | Other \$ | Total \$ |
|--|---|---|--------------------------|---------------------------|-------------|-------------|
| Revenue | | | | | | |
| Administration fee | - | - | - | - | - | - |
| Financial transfer agreement | - | - | - | - | - | - |
| Government of Canada - other | 65,857 | - | 139,930 | - | - | 30,688 |
| Heritage Fund | - | - | - | - | - | 1,875,006 |
| Impact and benefit agreements | - | - | - | - | 43,746 | 43,746 |
| Interest | - | - | - | - | - | 297,022 |
| One time funding - government | - | - | - | - | - | 699,062 |
| Other income | - | - | - | - | - | 163,783 |
| Programs and services (GNWT) | 12,373 | 47,520 | - | - | 446,631 | 932,544 |
| Resource royalties | - | - | - | - | - | 212,076 |
| Tax revenue (GST) | 674,801 | - | - | - | - | 22,933 |
| Tax revenue personal income tax | - | - | - | - | 3,870,093 | 5,035,812 |
| Training revenue | - | 454,579 | 299,659 | 125,000 | 700,107 | 700,107 |
| Amortization of deferred capital contributions | - | - | - | - | 691,136 | 3,087,440 |
| | - | - | - | - | 5,000,000 | 5,000,000 |
| | 753,031 | 502,099 | 439,589 | 125,000 | 10,751,713 | 18,132,057 |
| Expenditures | | | | | | |
| Amortization expense | - | - | - | - | - | - |
| Administration | - | - | - | - | - | 539,945 |
| Advertising and promotion | - | - | - | - | - | 234,451 |
| Bank charges and interest | - | 659 | 829 | - | - | 22,777 |
| Business investment | - | 200 | - | - | - | 6,784 |
| Contract services | - | - | - | - | - | 360,000 |
| Equipment lease and rental | 6,910 | 11,500 | 4,816 | 23,426 | - | 78,099 |
| Heating fuel | 200 | 6,613 | 36,373 | - | - | 103,863 |
| Honorarium | - | - | - | - | - | 17,680 |
| Insurance, license, taxes and fee | 2,000 | - | 81,425 | - | - | 98,900 |
| Mail and courier | 925 | 6,100 | - | - | - | 82,054 |
| Meeting facility rental | 48 | 549 | 165 | 588 | - | 12,309 |
| Moving | - | 600 | 1,402 | - | - | 9,453 |
| Office rent and utilities | - | - | - | - | - | 4,206 |
| Office supplies | 1,855 | - | - | - | - | 260,166 |
| Payroll | 147,347 | 186,277 | 403 | - | - | 64,486 |
| Printing and reproduction | - | 30,000 | 108,327 | 47,736 | - | 2,112,796 |
| Professional fees | - | - | 177 | - | - | 32,351 |
| Consultation | 13,013 | - | - | - | - | 43,013 |
| Legal | 108,337 | - | - | - | - | 739,738 |
| Other | - | - | 41,696 | - | - | 237,788 |
| Programs and services | - | 67,724 | 10,500 | - | - | 868,244 |
| Repairs and maintenance | - | - | 350 | 13,105 | - | 17,785 |
| Supplies | 544 | - | - | - | - | 112,018 |
| Telephone and fax | 1,139 | 13,285 | 14,040 | - | - | 63,344 |
| Training and development | - | - | - | - | - | 7,255 |
| Travel | - | - | - | - | - | 675,661 |
| Leadership | - | - | - | - | - | 109,055 |
| Tlicho Assembly | - | - | 109,055 | - | - | 89,547 |
| Gathering | - | - | - | - | - | 42,764 |
| Donation | - | - | - | 89,547 | - | 190,907 |
| Other | 35,715 | 85,857 | - | - | - | 318,033 |
| | 318,033 | 409,364 | 409,558 | 174,402 | - | 7,237,439 |
| Excess revenues over expenditures | | | | | | |
| | 434,998 | 92,735 | 30,031 | (49,402) | 10,751,713 | 10,894,618 |

The Tlicho Government

Schedule 2

Schedule of Programs and Services Fund Activities by Object For the eight-month period ended March 31, 2006

| | Aboriginal Summit \$ | Total AHRDA Funding \$ | Total Brighter Future Program \$ | Cap Funding \$ | Total Community Justice Program \$ | Total Daycare Program \$ |
|--------------------------------------|----------------------------|------------------------------|---|-------------------|--|--------------------------------|
| Revenue | | | | | | |
| Other income | 158,325 | 450,975 | 96,745 | 5,500 | 30,761 | 250,125 |
| Programs and services (GNWT) | - | 456,156 | 234,206 | - | 51,500 | 22,550 |
| | <u>158,325</u> | <u>907,131</u> | <u>330,951</u> | <u>5,500</u> | <u>82,261</u> | <u>272,675</u> |
| Expenses | | | | | | |
| Administration | - | - | 12,101 | - | 7,825 | - |
| Advertising and promotion | - | - | 390 | - | - | - |
| Bank charges and interest | - | - | 100 | - | - | - |
| Contract services | - | 342,258 | 64,211 | - | 3,950 | - |
| Equipment lease and rental | - | - | 3,769 | 5,353 | - | - |
| Heating fuel | - | - | - | - | - | 1,789 |
| Honorarium | - | - | 150 | - | 1,950 | - |
| Insurance, license, taxes and fee | 3,750 | 4,023 | 6,426 | - | - | - |
| Mail and courier | - | 474 | 933 | - | 25 | 42 |
| Meeting facility rental | - | 2,745 | 140 | - | - | - |
| Moving | - | - | 3,391 | - | - | - |
| Office rent and utilities | - | 3,700 | - | - | - | - |
| Office supplies | - | 458 | 435 | - | - | 18,000 |
| Payroll | - | 192,570 | 95,698 | - | 1,180 | 588 |
| Printing and reproduction | - | - | - | - | 67,211 | 254,492 |
| Professional fees | - | - | - | - | - | - |
| Audit | - | 1,200 | - | - | - | - |
| Consultations | - | 8,553 | 6,421 | - | - | - |
| Legal | - | - | - | - | - | - |
| Other | - | - | - | - | - | - |
| Programs and services | - | - | 46,460 | - | - | - |
| Repairs and maintenance | - | 1,343 | 300 | - | - | - |
| Supplies | 11 | 1,042 | 57,359 | - | - | - |
| Telephone and fax | - | 238 | - | - | 6,742 | 13,879 |
| Training and development | - | 203,216 | 20,300 | - | - | 2,382 |
| Travel - Other | 34,774 | 44,856 | 35,852 | - | 5,676 | 179 |
| | <u>38,535</u> | <u>806,676</u> | <u>354,436</u> | <u>5,353</u> | <u>94,559</u> | <u>291,351</u> |
| | <u>119,790</u> | <u>100,455</u> | <u>(23,485)</u> | <u>147</u> | <u>(12,298)</u> | <u>(18,676)</u> |

The Tlicho Government

Schedule of Programs and Services Fund Activities by Object ... *continued*
 For the eight-month period ended March 31, 2006

Schedule 2
 Page 2

| | Dogrib Music Whati \$ | GNWT - CEDO \$ | HTA - GNWT (RWED) \$ | Total Literacy Program \$ | Total Prenatal Program \$ | Total REDO/ Community Futures \$ |
|--------------------------------------|-----------------------------|----------------------|----------------------------|---------------------------------|---------------------------------|---|
| Revenue | | | | | | |
| Other income | 24,240 | 25,000 | 142,182 | 26,525 | 43,918 | 150,143 |
| Programs and services (GNWT) | - | - | - | 65,025 | 23,441 | - |
| | <u>24,240</u> | <u>25,000</u> | <u>142,182</u> | <u>91,550</u> | <u>67,359</u> | <u>150,143</u> |
| Expenses | | | | | | |
| Administration | - | - | - | 7,705 | 2,131 | - |
| Advertising and promotion | - | - | - | - | - | 1,590 |
| Bank charges and interest | - | - | - | - | - | - |
| Contract services | 11,700 | - | 400 | 30,349 | - | - |
| Equipment lease and rental | - | - | - | - | - | 403 |
| Equipment purchase | - | - | - | - | - | - |
| Equipment rental | - | - | - | - | - | - |
| Heating fuel | - | - | - | - | - | - |
| Honorarium | - | - | 525 | - | - | - |
| Insurance, license, taxes and fee | - | - | - | - | - | - |
| Mail and courier | - | - | - | 1,960 | - | 3,000 |
| Meeting facility rental | - | 7,937 | 250 | 604 | 168 | 205 |
| Moving | - | - | - | - | - | - |
| Office rent and utilities | - | - | 21,803 | 500 | - | - |
| Office supplies | - | - | - | 1,333 | - | 3,731 |
| Payroll | - | - | 6,015 | 1,360 | 42,930 | 112,797 |
| Printing and reproduction | - | - | - | - | - | - |
| Professional fees | | | | | | |
| Audit | - | - | - | - | - | - |
| Consultations | - | - | - | - | - | - |
| Legal | - | - | - | - | - | - |
| Other | - | - | - | - | - | 317 |
| Programs and services | - | - | - | - | - | - |
| Repairs and maintenance | - | - | 887 | - | - | - |
| Supplies | 1,383 | - | 5,249 | 14,717 | 21,530 | 1,301 |
| Telephone and fax | - | - | 1,452 | - | 565 | 2,155 |
| Training and development | - | - | 120 | 17,185 | - | - |
| Travel - Other | - | 17,073 | 160,583 | 14,607 | 940 | 12,168 |
| | <u>13,083</u> | <u>25,010</u> | <u>197,284</u> | <u>90,320</u> | <u>68,264</u> | <u>137,854</u> |
| | <u>11,157</u> | <u>(10)</u> | <u>(55,102)</u> | <u>1,230</u> | <u>(905)</u> | <u>12,289</u> |

The Tlicho Government

Schedule of Programs and Services Fund Activities by Object ... *continued* For the eight-month period ended March 31, 2006

| | Sewing Circle Project \$ | Social Agenda \$ | Tlicho Youth Conference \$ | Victim Assistance Funding \$ | Youth Empowerment Project \$ | Total \$ |
|--------------------------------------|--------------------------------|---------------------|----------------------------------|---------------------------------------|---------------------------------------|-------------|
| Revenue | | | | | | |
| Other income | - | - | 119,041 | - | 30,915 | 1,554,395 |
| Programs and services (GNWT) | - | - | 3,700 | 2,915 | - | 859,493 |
| | - | - | 122,741 | 2,915 | 30,915 | 2,413,888 |
| Expenses | | | | | | |
| Administration | - | - | - | - | - | 29,762 |
| Advertising and promotion | - | - | 508 | - | - | 2,488 |
| Bank charges and interest | - | - | - | - | - | 100 |
| Contract services | - | 2,000 | 24,051 | 2,550 | - | 481,469 |
| Equipment lease and rental | - | - | 7,665 | - | - | 17,190 |
| Heating fuel | - | - | 1 | - | - | 1,789 |
| Honorarium | - | - | 2,200 | - | - | 4,825 |
| Insurance, license, taxes and fee | - | - | - | - | - | 19,159 |
| Mail and courier | - | - | 125 | - | - | 2,826 |
| Meeting facility rental | - | - | - | - | - | 10,822 |
| Moving | - | - | - | - | - | 3,391 |
| Office rent and utilities | - | - | - | - | - | 44,003 |
| Office supplies | - | - | 426 | - | - | 8,151 |
| Payroll | - | 18,018 | 21,148 | - | 9,705 | 821,944 |
| Printing and reproduction | - | - | - | - | - | - |
| Professional fees | | | | | | |
| Audit | - | - | - | - | - | 1,200 |
| Consultations | - | - | - | - | - | 14,974 |
| Legal | - | - | - | - | - | 317 |
| Other | - | - | 4,250 | - | - | 4,250 |
| Programs and services | - | - | 3,275 | - | - | 49,735 |
| Repairs and maintenance | - | - | - | - | - | 2,717 |
| Supplies | 8,341 | 24,838 | 33,694 | 444 | 8,464 | 198,994 |
| Telephone and fax | - | - | - | - | - | 6,792 |
| Training and development | - | - | - | - | - | 240,821 |
| Travel - Other | - | 1,087 | 25,398 | - | 335 | 353,528 |
| | 8,341 | 45,943 | 122,741 | 2,994 | 18,504 | 2,321,247 |
| | (8,341) | (45,943) | - | (79) | 12,411 | 92,641 |

The Tlicho Government

Schedule of DIAND Fund Activities by Object For the eight-month period ended March 31, 2006

Schedule 3

| | #0 Tlicho Gathering \$ | #1 Land Claims Settlement \$ | #2 Resource & Policy Coordination \$ | #3 CEDO Funding – INAC \$ | #4 Consultation Program \$ | #5 CEDO Workshop \$ |
|--------------------------------------|------------------------------|---------------------------------------|--|------------------------------------|-------------------------------------|---------------------------|
| Revenue | 50,000 | 15,000 | 56,000 | 75,000 | 20,000 | 1,829 |
| Expenses | | | | | | |
| Administrative | - | - | - | - | - | - |
| Advertising and promotion | - | - | - | - | - | - |
| Amortization | - | - | - | - | - | - |
| Bank charges and interest | - | - | - | - | - | - |
| Business investment | - | - | - | - | - | - |
| Contract services | 6,450 | - | - | - | - | - |
| Equipment lease and rental | 3,150 | - | - | 1,500 | - | - |
| Heating fuel | - | - | - | - | - | - |
| Honorarium | - | 3,937 | - | - | - | - |
| Insurance, license, taxes and fee | - | - | - | 3,600 | - | - |
| Mail and courier | - | - | - | - | - | - |
| Meeting facility rental | - | - | - | - | - | - |
| Moving | - | - | - | - | - | - |
| Office rent and utilities | 1,461 | - | - | - | - | - |
| Office supplies | - | - | - | - | - | - |
| Payroll | - | 5,406 | - | - | - | - |
| Printing and reproduction | 2,966 | - | - | 17,757 | - | 1,069 |
| Professional fees | - | - | - | - | - | - |
| Consultation | - | - | - | - | - | - |
| Legal | 2,231 | - | - | 16,256 | - | - |
| Other | 2,000 | - | 54,351 | 10,953 | - | - |
| Programs and services | - | - | - | - | - | - |
| Repairs and maintenance | 1,856 | - | - | - | - | - |
| Supplies | 20,370 | - | - | - | - | - |
| Telephone and fax | - | - | - | 776 | - | - |
| Training and development | - | - | - | 324 | - | - |
| Travel – other | 9,518 | 5,774 | 2,656 | - | - | - |
| | 50,002 | 15,117 | 57,007 | 77,688 | 20,001 | 1,829 |
| | (2) | (117) | (1,007) | (2,688) | (1) | - |

The Tlicho Government

Schedule of DIAND Fund Activities by Object ... *continued*
 For the eight-month period ended March 31, 2006

Schedule 3
 Page 2

| | #6 Diamond Valuation Program \$ | I & D Funding - INAC \$ | IRMA \$ | Pilot Project \$ | Youth Work Development - INAC \$ | Total \$ |
|--------------------------------------|--|----------------------------------|------------|------------------------|---|-------------|
| Revenue | 17,825 | 67,121 | 63,809 | - | 30,893 | 397,477 |
| Expenses | | | | | | |
| Administrative | - | - | - | - | - | - |
| Advertising and promotion | - | - | - | - | - | - |
| Amortization | - | - | - | - | - | - |
| Bank charges and interest | - | - | - | - | - | - |
| Business investment | - | - | - | - | - | - |
| Contract services | - | - | - | - | - | - |
| Equipment lease and rental | - | - | - | - | - | 7,950 |
| Heating fuel | - | - | - | - | - | 3,150 |
| Honorarium | - | - | - | - | - | - |
| Insurance, license, taxes and fee | - | - | 1,438 | - | - | 8,975 |
| Mail and courier | - | 300 | - | - | - | 300 |
| Meeting facility rental | - | 59 | - | - | - | 59 |
| Moving | - | - | 1,250 | - | - | 1,250 |
| Office rent and utilities | - | - | - | - | - | - |
| Office supplies | - | - | - | - | - | 1,461 |
| Payroll | - | - | - | - | - | - |
| Printing and reproduction | 1 | - | 13,811 | - | 34,345 | 72,388 |
| Professional fees | - | - | - | - | - | 2,968 |
| Consultation | - | 44,562 | 33,045 | - | - | 93,863 |
| Legal | 121 | - | - | - | - | 67,656 |
| Other | 5,304 | - | 3,850 | - | - | 11,154 |
| Programs and services | - | - | - | - | - | - |
| Repairs and maintenance | - | - | - | - | - | - |
| Supplies | - | - | - | - | - | 1,856 |
| Telephone and fax | 1 | 1,488 | 2,627 | - | 179 | 25,439 |
| Training and development | - | - | 2 | - | - | 327 |
| Travel - other | 390 | 1,560 | - | - | - | 1,560 |
| | 390 | 19,177 | 7,791 | - | - | 92,589 |
| | 5,817 | 67,146 | 63,814 | - | 34,524 | 392,945 |
| | 12,008 | (25) | (5) | - | (3,631) | 4,532 |

The Tlicho Government
Schedule of Capital Fund Activities
For the eight-month period ended March 31, 2006

Schedule 4

| | \$ |
|--|------------------|
| Transfer on formation of Tlicho Government | 4,636,110 |
| Acquisition of property and equipment | 244,003 |
| Amortization of property and equipment | (539,945) |
| Capital financing – long-term debt repaid | <u>2,876</u> |
| Balance – End of year | <u>4,343,044</u> |